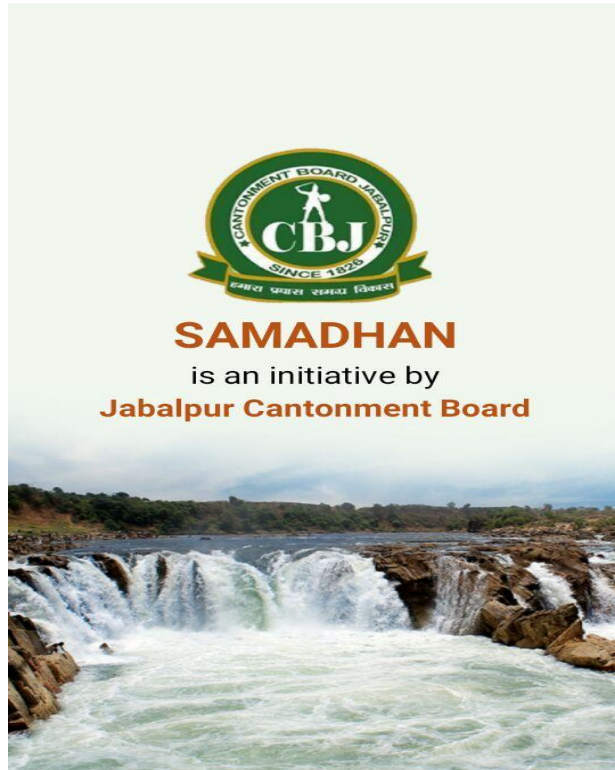
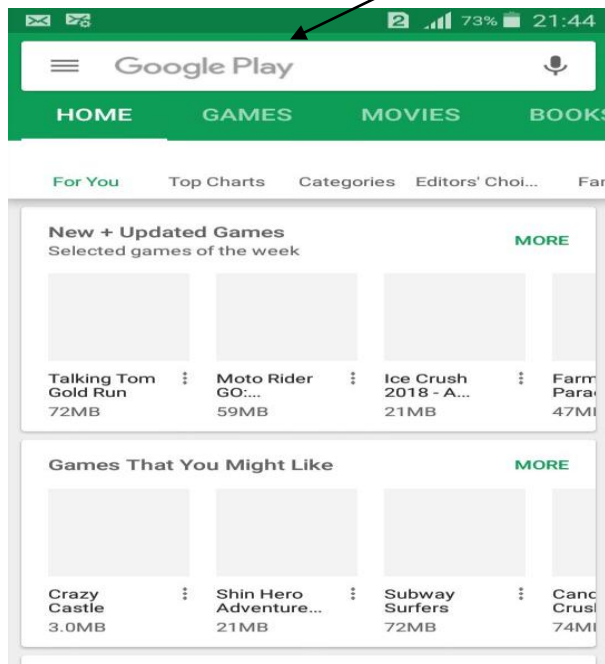



CBJ SAMADHAN APP



Step 1:- For downloading app go to the play store and enter **CBJ SAMADHAN** and click on done.



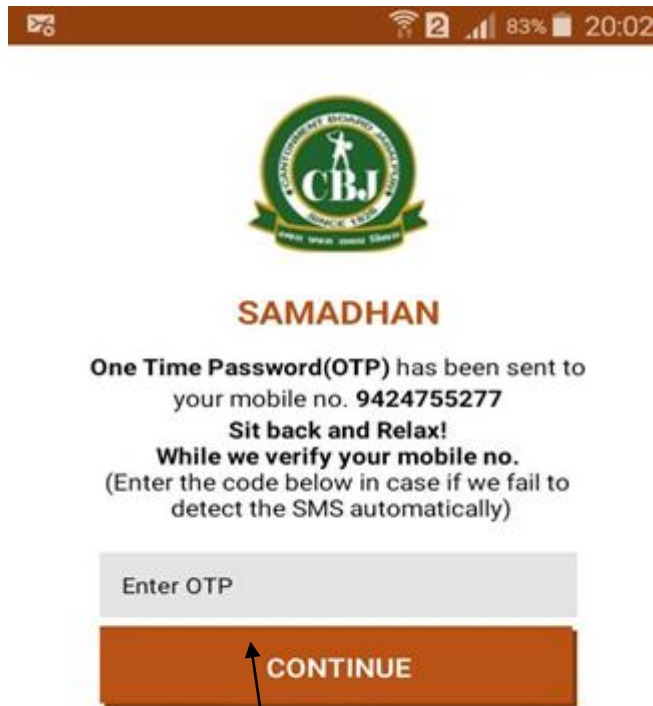
Step 2:- Click on install option and installed app.



Step 3:- Enter your mobile number and click on **GET OTP**.



Step 4:- After click on get OTP. You will get OTP code on your registered mobile number.



Enter OTP code

Step 5:- After enter OTP. A screen appears as.



In this eight options are given. When you click in any of the options, the option is activated.

Step 6:- click on **GARBAGE/ MALBA**. A screen appears as.



**TAKE A PICTURE
USING CAMERA**

Click on take a picture using camera

Step 7:- After taking picture, add comment and your location will be automatically fetched by GPS.

If you want add another cantonment area location so you can edit it.



Add Comment

Write a short description

Location

Please wait while we fetch your location...

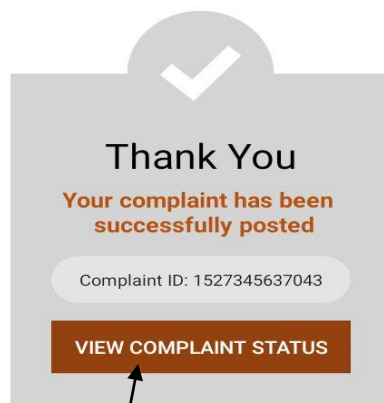


After add comment and location click on done option

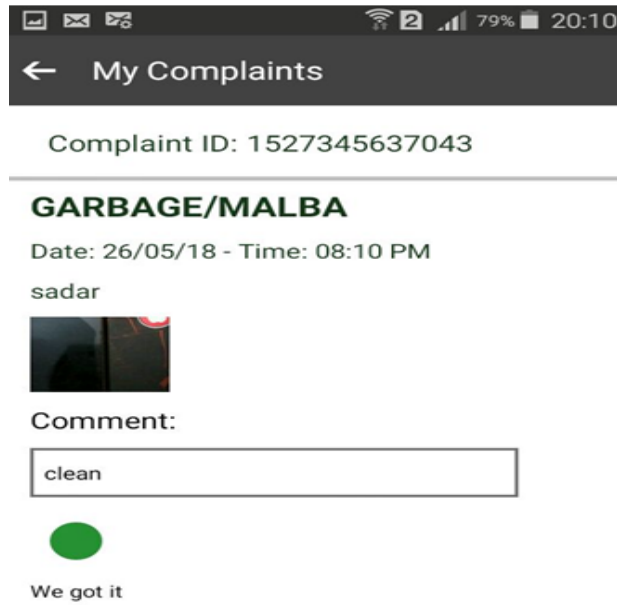
If you enter the area outside the cantonment, your complaint will not be accepted.



Step8:- After add comment and location you will get your complaint ID



Click on view complaint status. A screen appears as.

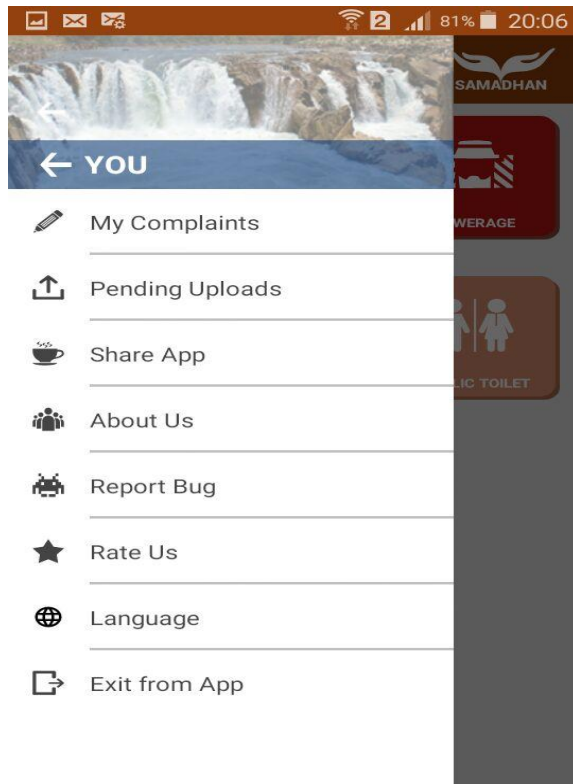


Note: - you cannot make another complaint unless your first complaint is complete.

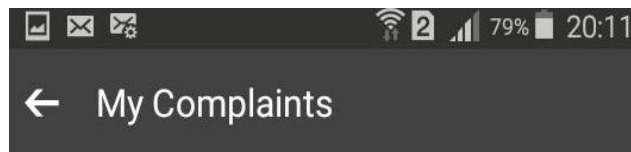
Step 9:- click on menu bar. A screen appears as.



In this page numbers of options are given. You can select any option according to which you need to do the complaint.



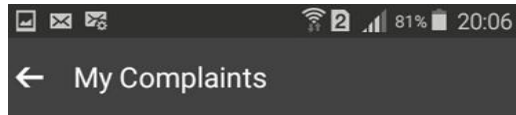
Step 10:- My complaints: - click on my complaints. A screen appears as.



1. Complaint ID: 1527345637043

In this page you will see your registered complaint.


Step 11:- Pending uploads:- click on pending uploads. A screen appears as.



No Complaints yet

In this page you can see your pending complaints.

Step 12: share app: - click on share app. A screen appears as.



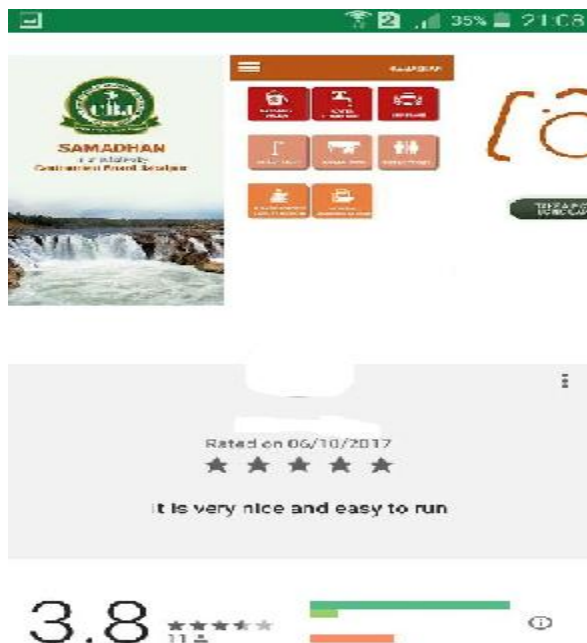
This app you can share with your friends and family.

Step 13:- About us: - click on about us. A screen appears as.



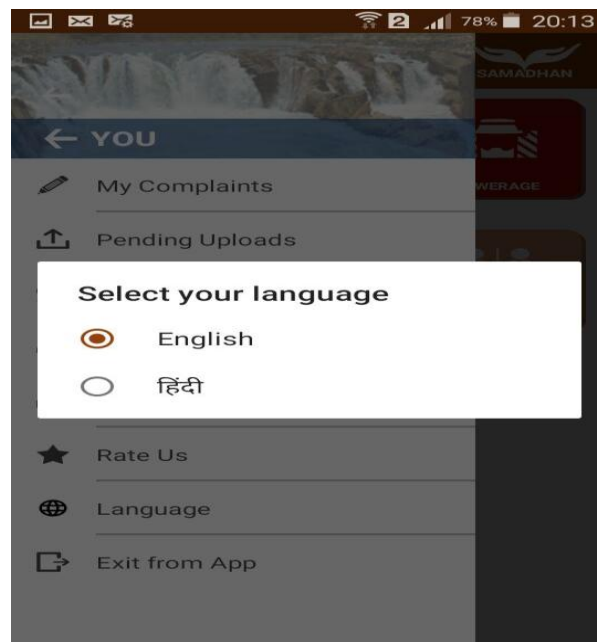
In this page you can see about Jabalpur cantonment board.

Step 14:- Rate us: - click on rate us. A screen appears as.



In this page you can give the rates by click on the stars.

Step 15:- language: - click on language. A screen appears as.



In this page you can change the language.

Step 16:- Exit from App: - click on exit from App for exiting app.

